

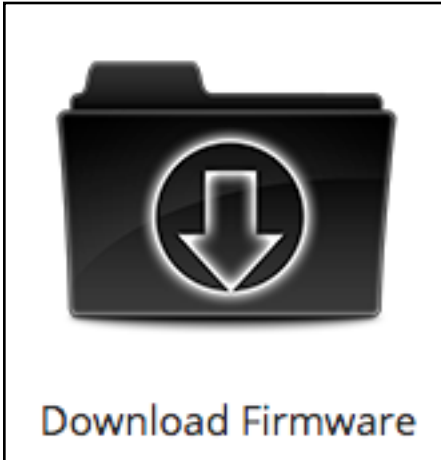


**Flanders
Scientific
Inc.**

BoxIO Firmware Update Instructions

20170928

Flanders Scientific, Inc.
6215 Shiloh Crossing
Suite G
Alpharetta, GA 30005
Phone: +1.678.835.4934
Fax: +1.678.804.1882
E-Mail: Support@FlandersScientific.com
www.FlandersScientific.com

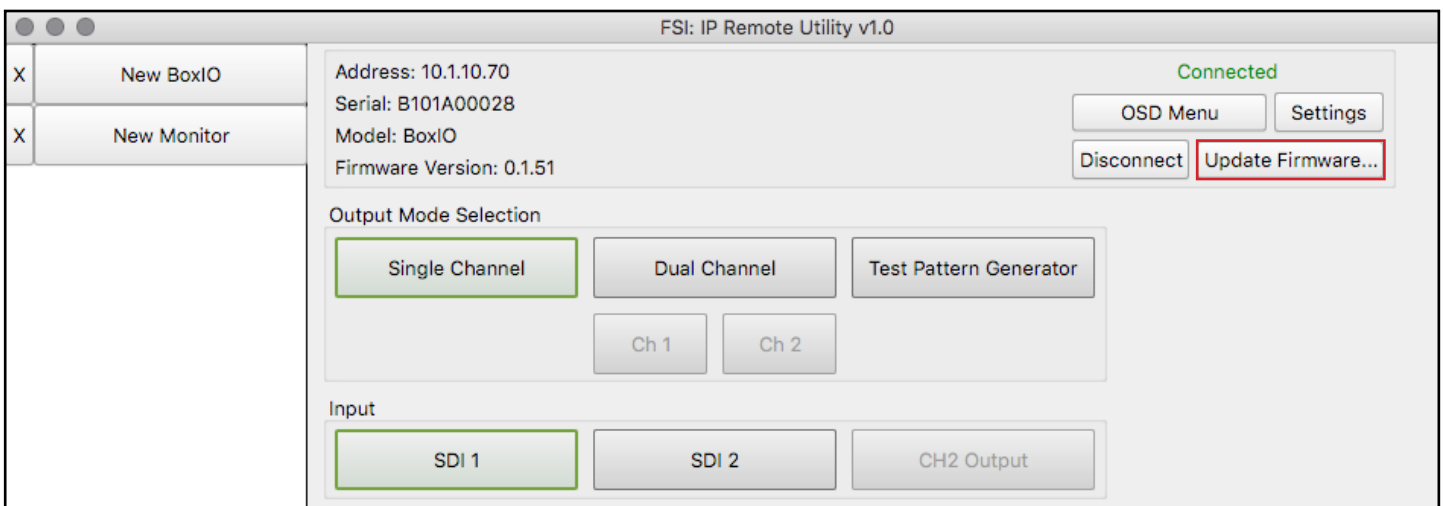


Download the latest BoxIO firmware from FlandersScientific.com.

This download is a .zip file that contains the firmware .img file.

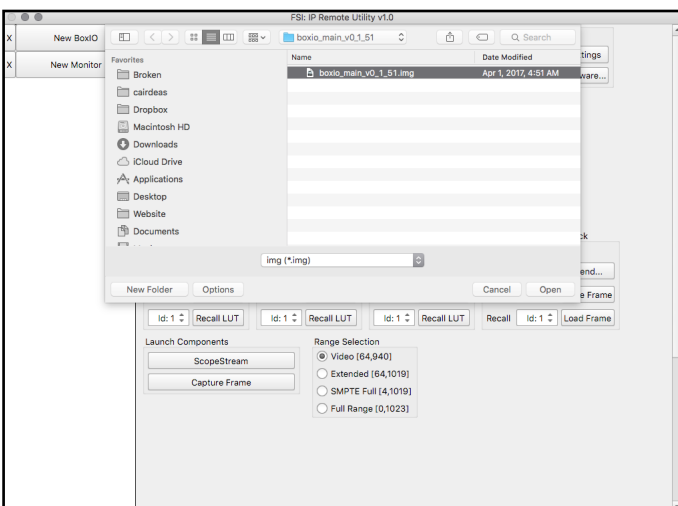
Unzip the .zip file.

Do not try to run or mount the .img file.



Connect to BoxIO using the IP Remote Utility. For instructions on connecting to BoxIO, the complete BoxIO user manual is available at FlandersScientific.com.

Select Update Firmware from the BoxIO control window to open a file selection dialog box.



Select the downloaded and unzipped firmware .img file and press open.



A confirmation dialog box will appear. Press OK to update firmware. BoxIO will reboot after updating and the Power LED will turn red then green.

Once the Power LED turns green, power cycle by unplugging and replugging BoxIO's power cable.